

Eagle 1500V 60 280-300 Watt MONO CRYSTALLINE MODULE

Positive power tolerance of 0~+3%

ISO9001:2008、ISO14001:2004、OHSAS18001
certified factory.
IEC61215、IEC61730 certified products.



PERC

(4BB)



KEY FEATURES



System Voltage:

The maximum voltage is promoted to 1500V and the module strings are extended by 50% which reduces the overall system BOS.



4 Busbar Solar Cell:

4 busbar solar cell adopts new technology to improve the efficiency of modules, offers a better aesthetic appearance, making it perfect for rooftop installation.



High Efficiency:

Higher module conversion efficiency (up to 18.33%) benefit from Passivated Emmitter Rear Contact (PERC) technology.



PID RESISTANT:

The Eagle module can pass maximum voltage 1500V PID testing under 60°C /85%RH condition to ensure the outdoor durability and energy output via high-voltage resistance technology.



Low-light Performance:

Advanced glass and solar cell surface texturing allow for excellent performance in low-light environments.



Severe Weather Resilience:

Certified to withstand: wind load (2400 Pascal) and snow load (5400 Pascal).



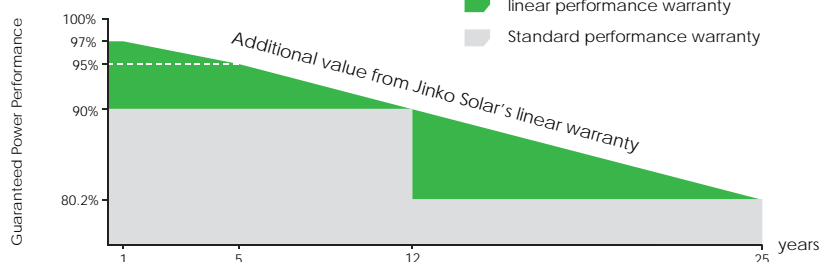
Durability against extreme environmental conditions:

High salt mist and ammonia resistance certified by TUV NORD.

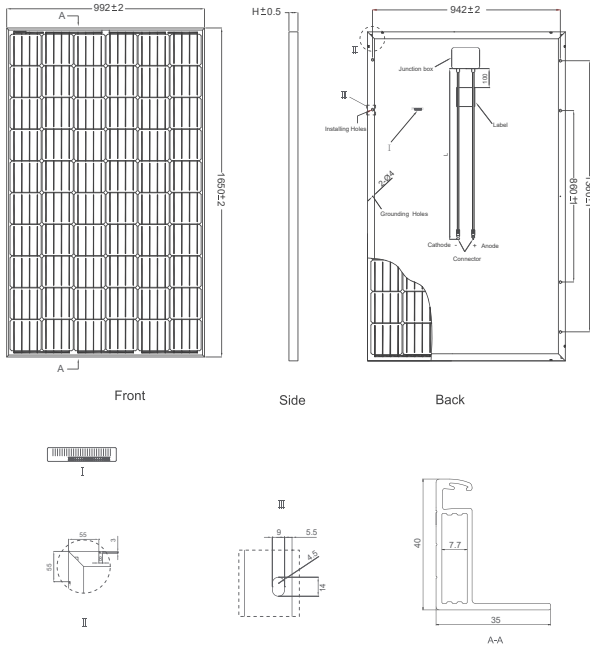


LINEAR PERFORMANCE WARRANTY

10 Year Product Warranty • 25 Year Linear Power Warranty



Engineering Drawings

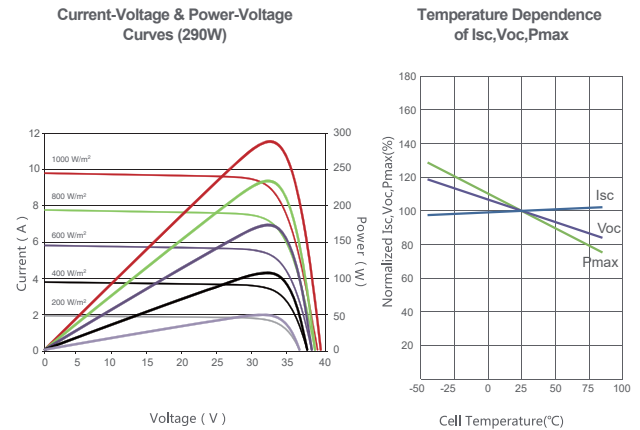


Packaging Configuration

(Two boxes=One pallet)

26pcs/box, 52pcs/pallet, 728 pcs/40'HQ Container

Electrical Performance & Temperature Dependence



Mechanical Characteristics

Cell Type	Mono-crystalline PERC 156×156mm (6 inch)
No. of cells	60 (6×10)
Dimensions	1650×992×40mm (65.00×39.05×1.57 inch)
Weight	19.0 kg (41.9 lbs)
Front Glass	3.2mm, Anti-Reflection Coating, High Transmission, Low Iron, Tempered Glass
Frame	Anodized Aluminium Alloy
Junction Box	IP67 Rated
Output Cables	TÜV 1×4.0mm ² ; Length: 900mm or Customized Length

SPECIFICATIONS

Module Type	JKM280M-60-V		JKM285M-60-V		JKM290M-60-V		JKM295M-60-V		JKM300M-60-V	
	STC	NOCT	STC	NOCT	STC	NOCT	STC	NOCT	STC	NOCT
Maximum Power (Pmax)	280Wp	209Wp	285Wp	212Wp	290Wp	216Wp	295Wp	220Wp	300Wp	224Wp
Maximum Power Voltage (Vmp)	31.8V	29.7V	32.0V	29.9V	32.2V	30.2V	32.4V	30.4V	32.6V	30.6V
Maximum Power Current (Imp)	8.81A	7.01A	8.90A	7.12A	9.02A	7.15A	9.10A	7.24A	9.21A	7.32A
Open-circuit Voltage (Voc)	38.6V	36.2V	38.7V	36.4V	39.5V	36.6V	39.7V	36.8V	40.1V	37.0V
Short-circuit Current (Isc)	9.49A	7.62A	9.51A	7.72A	9.55A	7.81A	9.61A	7.89A	9.72A	8.01A
Module Efficiency STC (%)	17.11%		17.41%		17.72%		18.02%		18.33%	
Operating Temperature(°C)	-40°C~+85°C									
Maximum system voltage	1500VDC (IEC)									
Maximum series fuse rating	15A									
Power tolerance	0~+3%									
Temperature coefficients of Pmax	-0.39%/°C									
Temperature coefficients of Voc	-0.29%/°C									
Temperature coefficients of Isc	0.05%/°C									
Nominal operating cell temperature (NOCT)	45±2°C									

* STC: Irradiance 1000W/m² Cell Temperature 25°C AM=1.5

NOCT: Irradiance 800W/m² Ambient Temperature 20°C AM=1.5 Wind Speed 1m/s

* Power measurement tolerance: ± 3%